



Dial-Up Networking for Windows Vista

(Revised August 2011)

INTRODUCTION

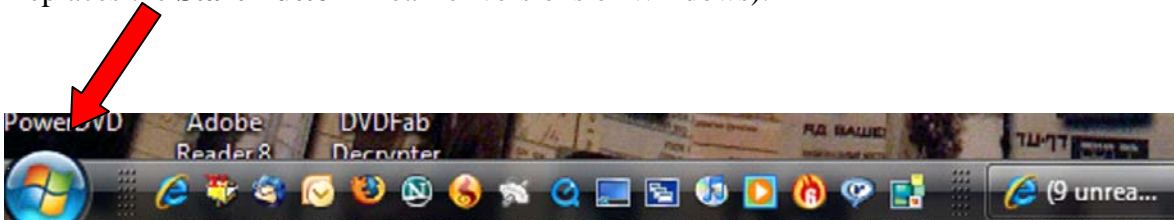
This guide contains the information you need to set up your Windows Vista computer to dial into the Sailor Network using a Sailor Cruise Account or Sailor VIP Account.

Your computer must have an internal or external telephone modem. The modem must be connected with a telephone cord to a telephone wall jack, preferably with a surge protector between the modem and the wall jack.

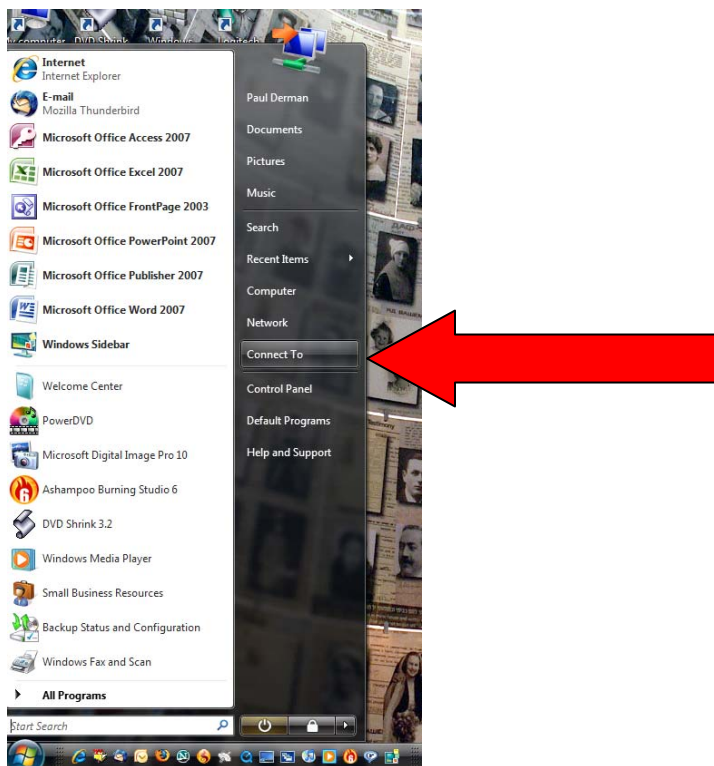
CONNECTING TO SAILOR WITH WINDOWS VISTA

There are several methods to connect to the Internet through Vista including through the Control Panel, Network and sharing center or the Welcome Center. Following is the simplest method.

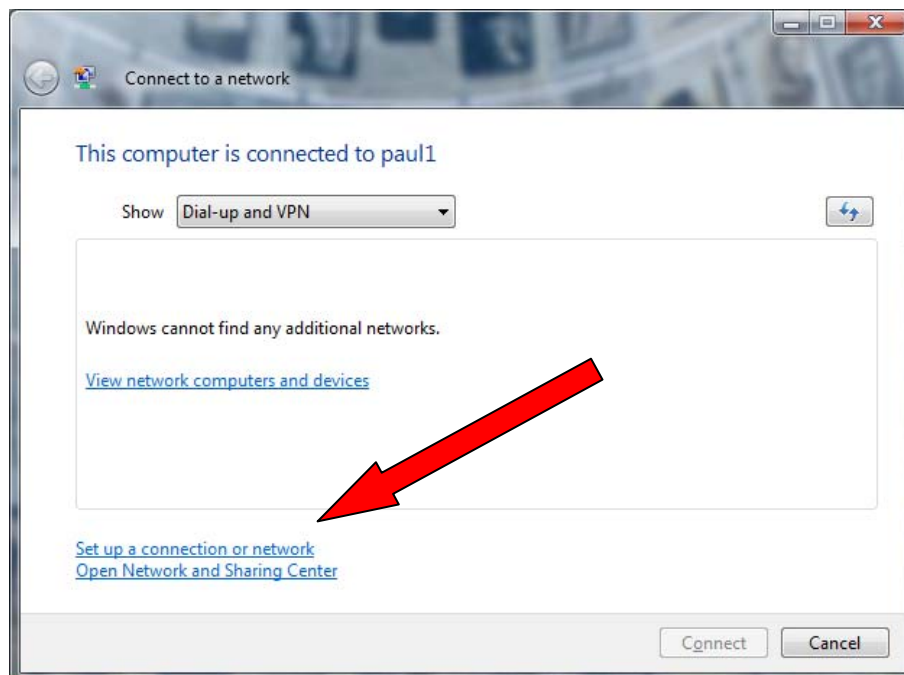
1. Click the **Start** menu (this is the rainbow colored orb at the lower left of your screen that replaces the **Start Button** in earlier versions of Windows):



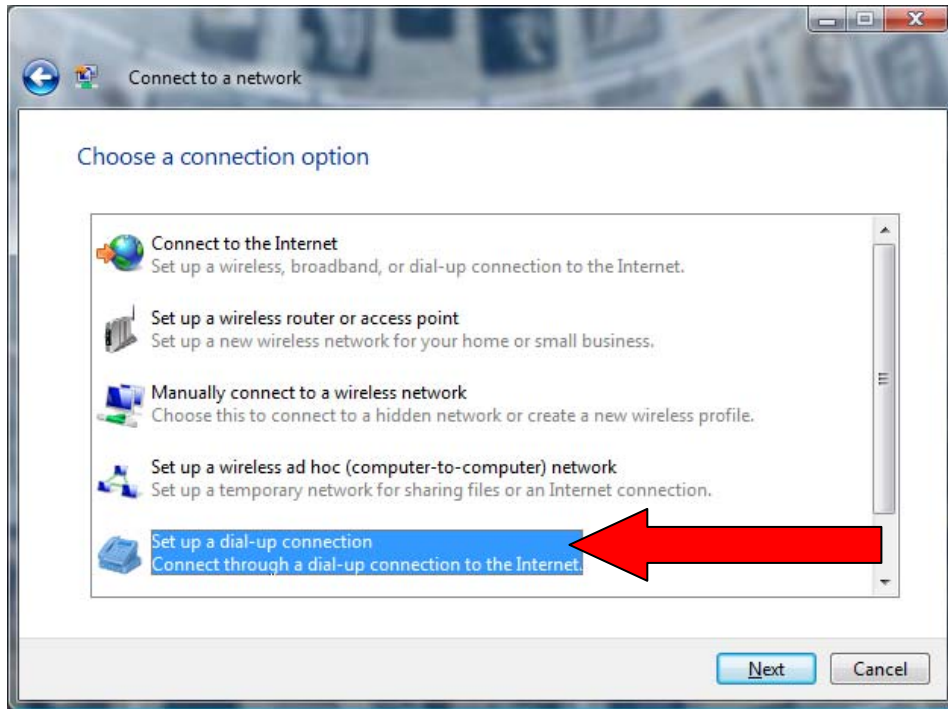
2. Select **Connect to** on the right portion of the menu:



3. Near the bottom of the **Network Connections Window**, select **Set up a connection or network**:



4. Choose **Set up a dial-up connection**, and then click Next:



5. Enter the ten digit Sailor **Dial-up access phone number** that is a local call for your location. (Local phone numbers for each county are on the last page of these instructions). If you have Call Waiting, it must be disabled by placing ***70** before the area code to disable Call Waiting for the duration of your call. If you must dial 9 to get an outside line, remember to place 9 before the area code.

Be careful not to dial Sailor numbers that are long distance from your dialing location. Sailor is not responsible for long distance charges incurred using Sailor telephone numbers.



You can also use the **Dialing Rules** in which case you do not need to put in the area code. Note also, you may show the characters and have Vista remember the password. You can also allow other people to use this connection.

6. Enter your **User name** and **Password** which is given on your Sailor Cruise Account Passport. Type **Sailor** for the **Connection name**.
7. **Click connect**. Once you connect, you need to open your browser to surf the Internet. If Sailor is your only Internet connection, you may start your browser first and Vista will make your connection.

You may also connect from the **Start** menu by selecting **Connect To** and then selecting **Sailor**. To reconnect, follow the same steps. To determine if you are connected, hover your pointer over the **Network icon** in the **Notification Area**, (called **System Tray** in previous versions of Windows).



NEED ASSISTANCE? Call the Sailor Help Desk at (410) 396 – 4636.

Sailor Dial-Up Access Numbers

Please be careful to only use numbers that are Local Calls from your location.

If you use a number that requires "1" before the Area Code to make a connection, you may incur Long Distance charges. Sailor is not responsible for Long Distance charges incurred dialing Long Distance into Sailor dial access numbers.

Allegany County (Cumberland)	(301) 777-3222
Anne Arundel County (Annapolis)	(410) 222-7100
Baltimore City	(410) 605-0500
Baltimore County (Towson)	(410) 494-1199
Calvert County (North Beach)	(410) 257-9263
Caroline County (Easton exchange)	(410) 820-5773
Carroll County (Westminster)	(410) 848-1230
Cecil County (Elkton)	(410) 392-0909
Cecil County (Rising Sun)	(410) 658-7830
Charles County (Waldorf)	(301) 645-2002
Dorchester County (Cambridge)	(410) 221-0066
Frederick County (Frederick)	(301) 620-0055
Garrett County (Oakland)	(301) 334 6515
Harford County (Bel Air)	(410) 638-5669
Howard County (Columbia)	(410) 730-0707
Kent County (Chestertown)	(410) 778-9582
Montgomery County (Rockville)	(301) 424-4200
Prince George's County (Landover)	(301) 925-2400
Queen Anne's County (Chestertown exch.)	(410) 778-1500
St. Mary's County (Lexington Park)	(301) 863-5291
Somerset County (Salisbury exchange)	(410) 548-1654
Talbot County (Easton)	(410) 820-4411
Washington County (Hagerstown)	(301) 739-7600
Wicomico County (Salisbury)	(410) 742-0500
Worcester County (Salisbury exchange)	(410) 548-1686