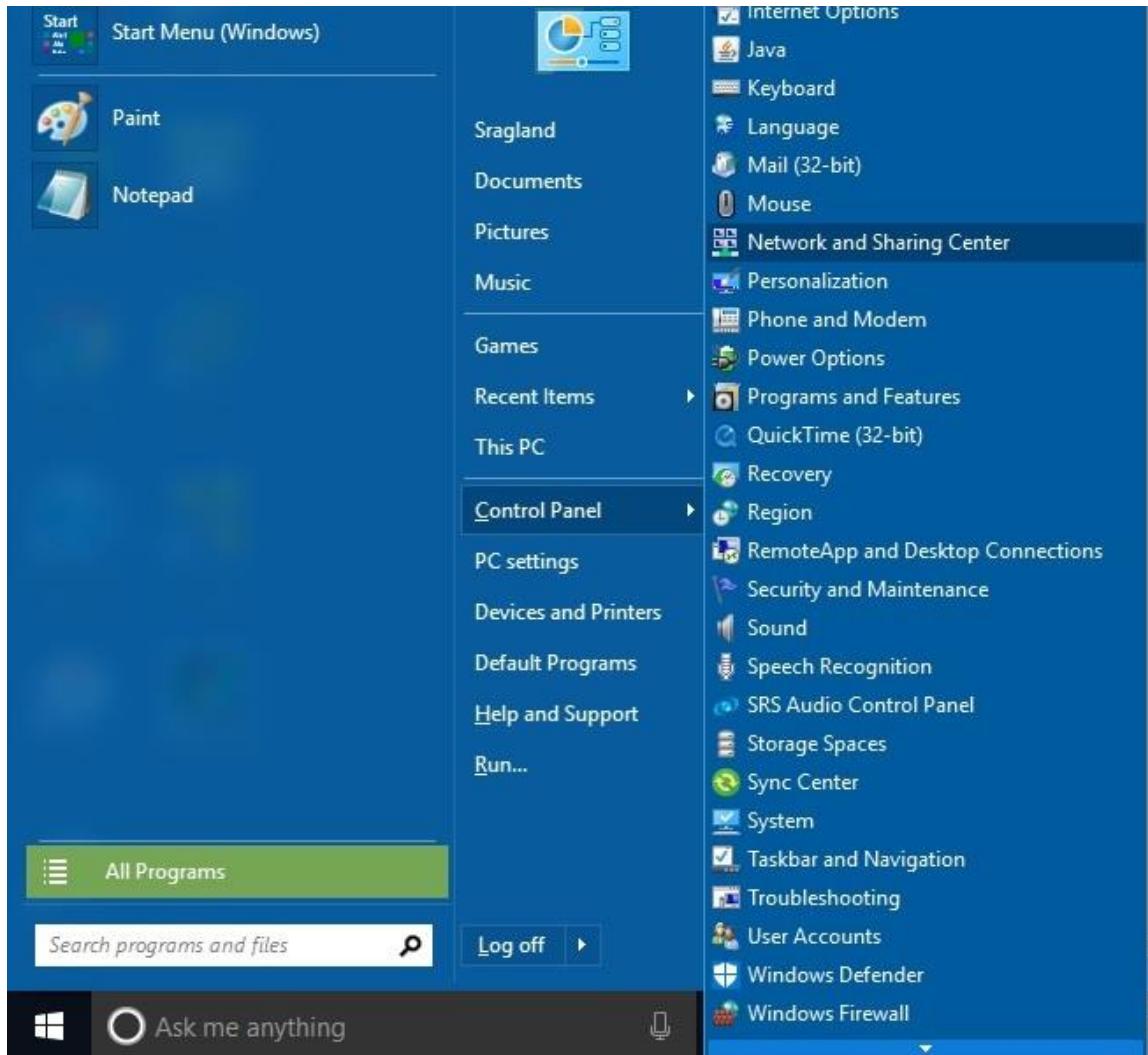


Dial Up Networking for Windows 10

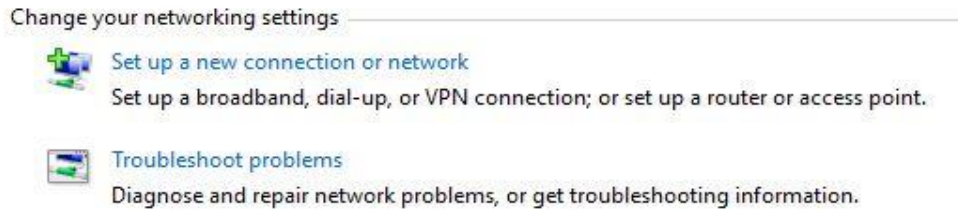
EPFL Help Desk, January 2017

Preliminaries: Install a USB modem in your Windows 10 computer. Connect the modem to your land line telephone wall jack.

Open **Control Panel**, and choose **Network and Sharing Center**.



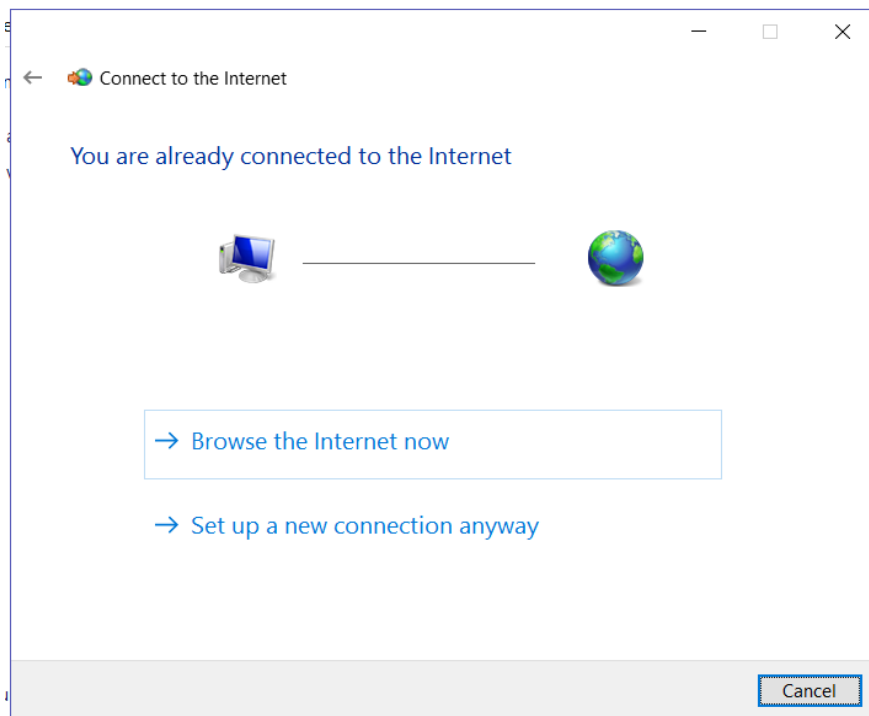
Choose **Set up a new connection or network**.



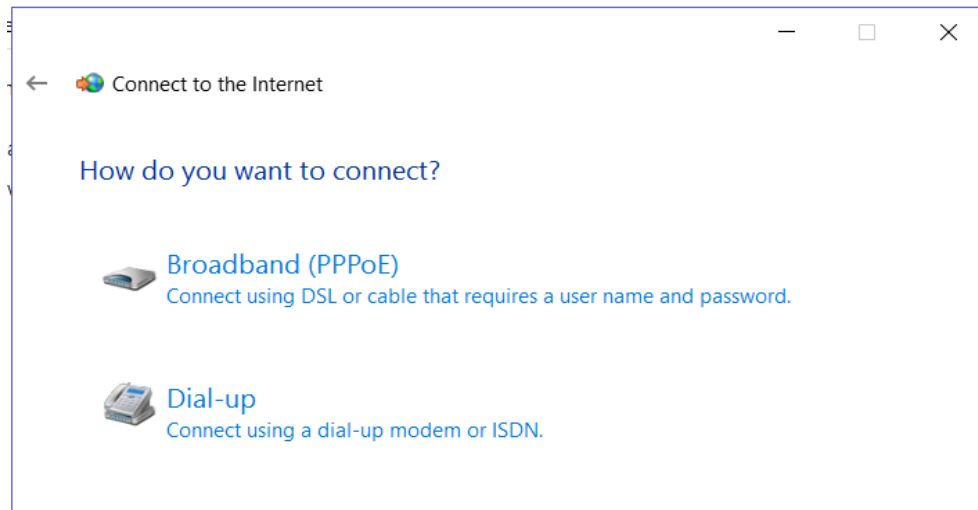
Choose **Connect to the Internet** (Set up a broadband or dial-up connection to the Internet).



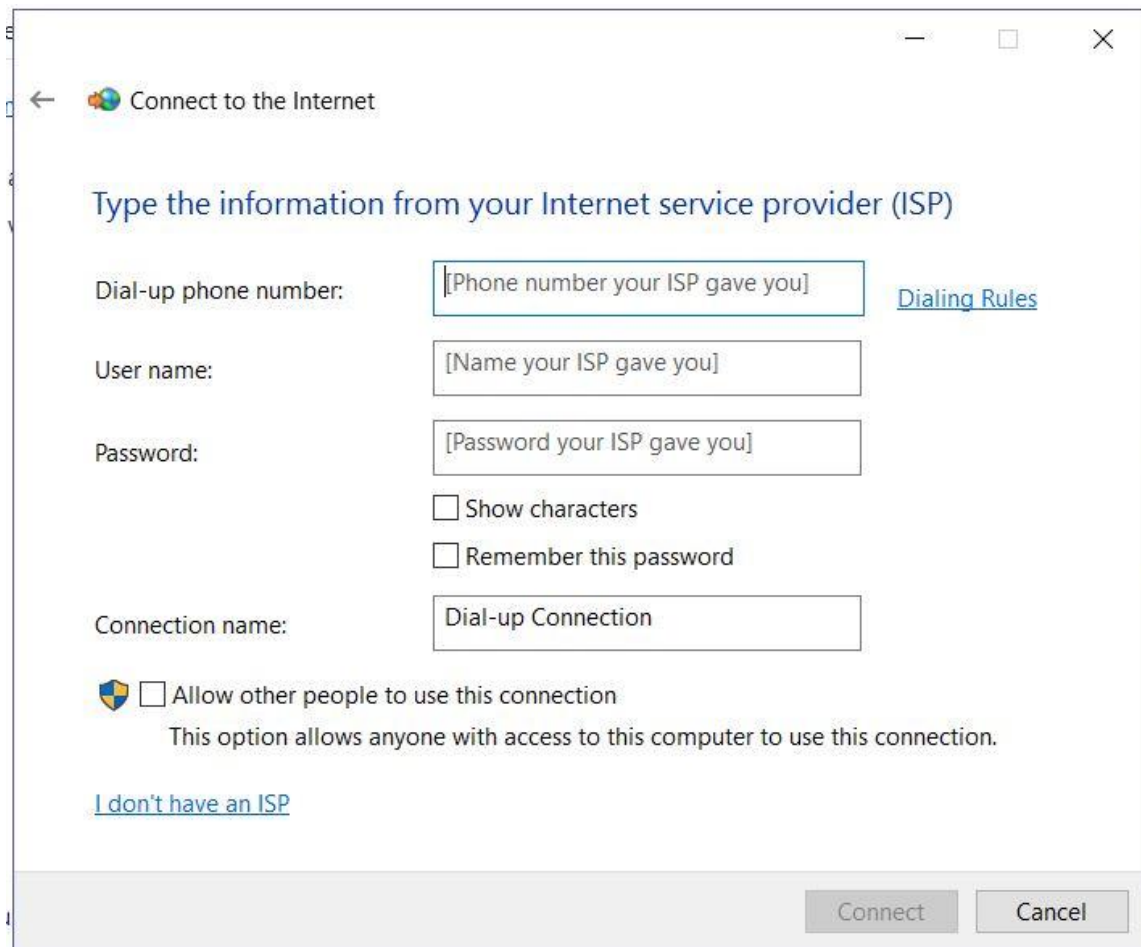
If you see this window choose **Set up a new connection anyway**.



Choose **Dial-up**.



Enter your **local Sailor dial-up number** and your Sailor Cruise Account **user name** and **password**. Change the **connection name** to Sailor. Then click **Connect**.



For example:

Connect to the Internet

Type the information from your Internet service provider (ISP)

Dial-up phone number: 410-396-5300 [Dialing Rules](#)

User name: saz000008@sailor

Password: ●●●●●●●●

Show characters

Remember this password

Connection name: Sailor

Allow other people to use this connection
This option allows anyone with access to this computer to use this connection.

[I don't have an ISP](#)

Connect Cancel

- In **Dial-up phone number** box, enter the ten digit Sailor Dial-Up Access number that is a local call from your location. (The list of local phone numbers for each county is located on the last page of these instructions.)
 - **Caution:** You will be responsible for any long distance charges if you configure your computer to dial a long distance number. You need to include the area code unless you click on the dialing rules link and complete that dialog box. If you have Call Waiting, remember to preface the phone number with ***70** to disable Call Waiting. If you must dial 9 to get an outside line, place **9** before the area code.
- Type your **user name** and **password** from your Sailor Cruise Account Passport.
- You can check **Remember this password** if you wish.
- Type **Sailor** for the **Connection name**.
- When you complete the form, you will be able to click on the **Connect** button followed by the **Dial** button to dial into your Sailor Cruise Account.
- When the connection is established, open your **web browser**.

Your telephone line will be in use until you disconnect your call.

To disconnect your dial-up session / hang up:

- Click the **Internet access** icon in the System Tray
- Click **Open Network and Sharing Center**.
- Click **Sailor**
- Click **Disconnect**.

To establish future dial – up connections:

- Click the **Internet access** icon in the System Tray and
- Choose **Sailor, Connect** and **Dial**.

If you need assistance, call the Sailor Help Desk at 410 – 396 – 4636, Monday through Friday, 9 to 5.

Sailor Dial-up Access Numbers are on the next page.

SAILOR DIAL-UP ACCESS NUMBERS

Please be careful to only use numbers that are Local Calls from your location.

If you use a number that requires "1" before the Area Code to make a connection, you may incur Long Distance charges. Sailor is not responsible for Long Distance charges incurred dialing Long Distance into Sailor dial access numbers.

Allegany County (Cumberland)	(301) 777-3222
Anne Arundel County (Annapolis)	(410) 222-7100
Baltimore City	(410) 605-0500
Baltimore County (Towson)	(410) 494-1199
Calvert County (North Beach)	(410) 257-9263
Caroline County (Easton exchange)	(410) 820-5773
Carroll County (Westminster)	(410) 848-1230
Cecil County (Elkton)	(410) 392-0909
Cecil County (Rising Sun)	(410) 658-7830
Charles County (Waldorf)	(301) 645-2002
Dorchester County (Cambridge)	(410) 221-0066
Frederick County (Frederick)	(301) 620-0055
Garrett County (Oakland)	(301) 334 6515
Harford County (Bel Air)	(410) 638-5669
Howard County (Columbia)	(410) 730-0707
Kent County (Chestertown)	(410) 778-9582
Montgomery County (Rockville)	(301) 424-4200
Prince George's County (Landover)	(301) 925-2400
Queen Anne's County (Chestertown exch.)	(410) 778-1500
St. Mary's County (Lexington Park)	(301) 863-5291
Somerset County (Salisbury exchange)	(410) 548-1654
Talbot County (Easton)	(410) 820-4411
Washington County (Hagerstown)	(301) 739-7600
Wicomico County (Salisbury)	(410) 742-0500
Worcester County (Salisbury exchange)	(410) 548-1686